



9926 Swanson Blvd, Clive, IA 50325

515-276-1977

www.creekside-quilting.com

Mon-Wed 10-5:30 ★ Thurs 10-7 ★ Fri-Sat 10-5 ★ Sun 1-4

**PFAFF** Sales & Service

January-March, 2010 Newsletter



Mark these dates...

Block-of-the Month Pickup

Jan 3-31 Feb 6-28 Mar 6-31

2009 FINISHING PATTERN:

January 3-31, 2010

Pre-Inventory Sale

December 28 thru Jan 1

SHOP HOP March 25-27

HOLIDAY HOURS

CLOSED Christmas Eve Dec 24

CLOSED Christmas Dec 25

Closing at 3 PM: New Years Eve

OPEN: New Year's Day  
1-4 PM

CLOSED Saturday, January 2  
for Inventory

CLOSED Easter Sunday, Apr 4

*Merry Christmas and Happy New Year*

to all our quilting friends. Thank you for your business this past year. We look forward to another exciting year, helping to bring you great fabrics and the inspiration for new projects. May your 2010 be filled with blessings of health and the joy of life!




**PRE-INVENTORY SALE**

**Monday, December 28 through Friday, January 1**

- ★ All regular-price fabric 15% off (min ½ yd)
- ★ 20% off if you empty the bolt
- ★ Extra 5% off clearance fabric if you empty the bolt

*additional savings on* **NEW YEAR'S DAY**

- ★ 15% off fat quarters **Open 1-4 PM**
- ★ 40% off select kits
- ★ 40% off a 2nd book when you buy one at full price



**NEW KITS & MORE**



Whirlygig  
34" x 34"  
Kit \$25.99, includes pattern

Medallion Mosaic  
52" x 52"  
Kit \$61.99; pattern \$10.00



Sunflower Wall Hanging  
38" x 38"  
Kit \$28.99  
from *Quilt the Seasons*  
Book 2 by Pat Sloan,  
\$14.95



Posy in Polka Dot  
24" x 40"  
Kit \$29.49; pattern \$9.00

Hand-Dyed Wool Kits

Glass Ornaments  
13" candle mat  
Kit \$12.95; pattern \$6.00



Pumpkin Ombre  
12" candle mat  
Kit \$12.95; pattern \$3.50

## APPLIQUE

Machine Applique Basics with Patty Barrett  
Wed, Feb 3 - 1:00 to 3:00 PM OR 6:30 to 8:30 PM

Lose your fear of applique! In this technique class, Patty will help you master machine applique using the fusible-web method. You'll love the results! \$20-no pattern required

Beginning Needleturn Applique with Angela Lawrence  
Tues, Jan 19 & Feb 2 - 1:00 to 3:00 OR 6:30 to 8:30 PM

Have you always admired the beautiful applique quilts but weren't sure how to begin? Angela will teach you all the basics as you make a block suitable for use in a sampler quilt or as a medallion for a wall hanging. \$32 plus pattern

Intermediate Applique with Angela Lawrence  
Tues, Feb 9 and Mar 9 - 10 to noon

Advance your applique skills with this intricate floral design. Angela designed this wall hanging for the class. Let her help you become an expert. \$40 plus pattern

Japanese Applique with Angela Lawrence  
Every 4th Tues, Feb through July - 10 to Noon

Join Angela for a six month journey using the pieced and applique blocks from among 125 designs in Susan Briscoe's exciting book *Japanese Quilt Blocks*. Needleturn applique techniques and color/design concepts will be reviewed, and you'll get Angela's help in selecting the appliquéd and pieced blocks for your masterpiece. \$77 plus book

Folk Art Floral with Angela Lawrence  
Every 3rd Tues, Feb through Oct  
10 to Noon OR 6:30-8:30 PM

Create this lovely nine-block quilt while learning basic needleturn applique techniques each month. Perfect for your first applique project....or your 100th! \$100 plus pattern

## BEGINNING-TO-QUILT SERIES

Accurate Rotary Cutting with Carol Wilson  
Mon, Feb 1 OR Wed, Mar 17 - 6:30 to 8:30 PM

Before you take a piecing class, learn the basics of rulers, rotary cutters, and accurate and safe cutting techniques. We'll teach you to follow typical cutting instructions for strip piecing. (Pre-requisite to other classes in this series.) \$20-no pattern required

Turning Twenty with Carol Wilson  
Wed, Feb 10 & 17 - 6:30 to 8:30 PM

This is a great pattern that's both super simple and so pretty that quilters of all levels enjoy making it. You'll learn basic piecing skills and how to follow a quilt pattern. You'll end up with a top worth quilting! (*Please note: You must take the Accurate Rotary Cutting class before this class unless you already have rotary-cutting skills.*) \$30 plus book

## BEGINNING-TO-QUILT SERIES, continued

Binding Basics with Connie Doern  
Mon, Mar 22 - 6:30 to 8:30 PM

Learn to prepare your binding strips, attach them, and turn mitered corners. Every beginner needs this class to give their quilts the finish they deserve. Don't let a sloppy binding detract from your quilt! \$12-no pattern required

Easy Triangles with Carol Wilson  
Mon, Mar 1 - 6:30 to 8:30 PM

**NEW** Whether you've never tried half-square triangles, or have tried them and hated them, you may change your mind after this *technique class* that will teach you different ways to construct accurate half-square triangles. You'll also learn a fool-proof way of making the Flying Geese block. \$20-no pattern required

## QUILTING & FINISHING

Template-Free Free-Motion Machine Quilting with Patty  
Wed, Feb 17 - 12:30 to 4:00 PM

Advance your machine-quilting skills and discover the fun, freedom, and beauty of free-motion quilting without premarking your top. You'll learn many designs and how to move gracefully from one to another. \$25-no pattern required

Machine Quilting with Lynn Witzenburg  
Sat, Mar 6 - 10:00 to 4:00

Overcome your fear of working with a large quilt on your home sewing machine! You'll learn how to pin-baste the quilt, how to use your walking foot for straight-line quilting, and the techniques used in free-motion quilting. After the class, you'll be ready to actually *complete* one of those tops you've finished! \$45

Long-Arm Machine Certification with Jeanne Stilley  
Sat, Feb 20 - 10:00 to 1:00

Learn to use our long-arm in this 2-part class. In the 1st session, you'll learn to wind and load a bobbin, thread the machine, load the quilt, and operate the controls. If you want to become certified for rental, you'll need a second one-on-one session with the instructor to prepare for your "solo flight." Session 1-\$65; Session 2- \$100 for 4 hours of practice (by appointment.)

## OTHER TECHNIQUES & PROJECTS

**NEW** Wool Applique with Diane Thiese  
Sat, Feb 6 - 10:00 to 1:00

Learn the tricks of working with wool while you create a pretty penny rug candle mat. You'll get Diane's help with the blanket stitch and embellishment stitches...techniques that you can use on all your future wool projects. \$20-no pattern required

## OTHER TECHNIQUES & PROJECTS, cont.

Fearless Design with Angela Lawrence **NEW**  
Every 2nd Thurs, Feb through Nov - 6:30 to 8:30 PM

Quilting is an art form! Learn and develop an understanding of design in this 10-month series based on the book *Fearless Design* by Lorraine Torrence and Jean B. Mills. Lectures and assigned lessons cover all areas of quilt design. \$110 plus book (Advanced)

Paper Piecing with Sharon Meisenheimer  
Mon, Jan 18 - 1:00 to 3:30 OR 6:00 to 8:30  
OR Mon, Mar 8 - 1:00 to 3:30

Enjoy the fun and accuracy of paper piecing! Sharp points and perfect pieces will be yours with this easy technique that can be used for blocks of all sizes. \$25 plus pattern

*Class fees are due at the time you enroll and are non-refundable unless you provide notice prior to 7 days before the class begins. Books, patterns, and notions on the class supply list can be purchased at a 15% discount upon your paid enrollment, through the day of the class.*

## NOW FORMING: Dear Jane Quilt Group

If you are interested in making a Dear Jane quilt based on the 1863 quilt made by Jane A. Stickle, please call Dee Wittmack at 254-0881. The group will meet 1-2 times each month at a Des Moines location to be determined (possibly here at the store; probably on Wednesday evenings).

This is a beautiful but somewhat challenging quilt with over 200 small blocks. Give and receive help from others on the construction of these unusual blocks.

You'll need the book by Brenda Papadakis. We'll be happy to order it for you.



Tidbit: A distant relative of mine, Sarah Bump, is listed as the house servant of Jane Stickle in a Vermont census.



## Quilt Hangers

Looking for a way to hang your quilt? The base of these magnetic quilt holders can be permanently attached to a wall with screws or mounted on many surfaces (glass, etc.) with the included adhesive tabs. Then simply insert the rod through a sleeve on the back of your quilt\*. The rod is held up by the magnets. You won't see anything but the quilt! \$35.99

Don't have time to make a sleeve? Buy pre-made muslin sleeves at Creekside Quilting....or do what we do at the store: fold over strips of wool and pin them to the back of the quilt to form a temporary rod casing.



*Working with fabric is hard on our hands and fingernails. We just love these tempered-glass files...they leave the edges of your nails unbelievably smooth! Available in three sizes:*

*Small purse size - \$6.49*

*Medium - \$9.29*

*Large....use on your hands, elbows, and heels to smooth the skin - \$12.49*

*Introductory Special*

*Set of all 3 - \$24.99 through January 17*

# PFAFF GRAND QUILTER

**January Special** Sale price plus \$100 merchandise certificate with purchase of your Grand Quilter!

What could be more fun than quilting on a **GRAND QUILTER**?

Offer may be limited to stock on hand



Creekside Quilting

**20% OFF** Thread  
(including pre-wound bobbins)  
Valid Jan 11-17, 2010  
*Limit 4, please*

Creekside Quilting


**20% OFF** Rayon Batik Scarf  
Valid Feb 15-21, 2010  
*Limit 1, please*  
~NEW! Coming in January~

Creekside Quilting

**20% OFF** Packaged Batting  
Valid March 15-21, 2010  
*Limit 2, please*

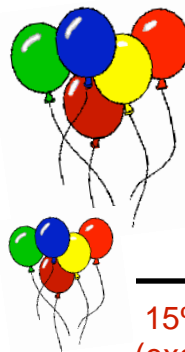
## NEW BOOKS *on the shelf or coming soon*

### The Farmer's Wife Sampler Quilt



This delightful book features letters from the 1922 Farmer's Wife magazine, with readers' answers to to the question "Do You Want Your Daughter to Marry a Farmer?" Winning letters and quilt blocks chosen for historical significance. Includes CD with templates for all pattern pieces. \$27.99

**OTHER NEW TITLES** ♦ Fearless Design ♦ Strip Therapy 4 ♦ Stash Magic  
♦ Blended Quilts with Creative Edges ♦ Twist-and-Turn Bargello Quilts ♦  
Simple Style ♦ Successful Serging ♦ *and many more!*



## Central Iowa Shop Hop

March 25-27, 2010

15% storewide discount  
(exceptions vary by store)

refreshments

scavenger hunt with great prizes!

*mark your calendar!*

## NEW FABRIC

*...in the store or coming soon*

- ★ Civil War Homefront by *Barbara Brackman (Moda)*
- ★ Dancing Horses by *Laurel Burch (Clothworks)*
- ★ Spring Fever by *Me & My Sister (Moda) w/ precuts*
- ★ La Scala (*Robert Kaufman*)
- ★ Everything But the Kitchen Sink (*1930's prints by RJR*)
- ★ Dwaibo Ombres
- ★ Nicey Jane by *Heather Bailey (Westminster)*
- ★ Civil War Tribute (*Marcus*)
- ★ Bar Harbor by *Minnick & Simpson (Moda) w/ precuts*
- ★ Nature's Notebook by *April Cornell (Moda) w/ precuts*
- ★ Tuscan Wildflower (*Robert Kaufman*)
- ★ Verna by *Kate Spain (Moda) w/ precuts*
- ★ Martinique by *3 Sisters (Moda) w/ precuts*
- ★ Looking Back by *Brannack & Patek (Moda)*

*Creekside Quilting*



## Wool Applique

*Demonstrations by Diane Thiess*

**Saturday, Jan 23**

1:00 to 4:00 PM

Watch Diane while she appliques with her gorgeous hand-dyed wool, and ask her your questions.

*(Check out her wool applique class in the "Other Techniques and Projects" section of our class schedule.)*

