



9926 Swanson Blvd, Clive, IA 50325

515-276-1977

www.creekside-quilting.com

Mon-Wed 10-5:30 ★ Thurs 10-7 ★ Fri-Sat 10-5 ★ Sun 1-4

PFAFF Sales & Service

July-September, 2008 Newsletter



Mark these dates...

Block-of-the Month Pickup

July 5-12

August 2-9

September 6-13

Lunch & Learn*

July 2-Batting 101

Aug 6-Marking Your Quilt

Sept 3-Scalloped Borders

*11:45 to 12:30; please call

to reserve your spot. No

charge! Bring your lunch;

soda & cookies on us

Christmas in July

July 26

Customer Appreciation Sale

August 21-23

Local Area Quilt Shows

Ankeny Quilt Guild Show

July 11-12, Faith Baptist

Bible College, Ankeny

Iowa Quilters Guild Show

July 18-19, Perry

Elementary School

HOLIDAY HOURS

Closed Friday, July 4

Closed Monday, Sept 1

Christmas in July

Saturday, July 26, 2008

10 AM to 5 PM

15% off holiday fabric



PFAFF

Machine Sale

July 1 - August 15



We need to make room for
new models coming this fall

CLOSE-OUT PRICES on several favorite models,

with discounts up to **50% off** MSRP!

American Quilter's Society will hold a juried **Quilt Expo** at the Iowa Events Center in Des Moines, October 8-11.

If you've ever been to Paducah or Nashville for an AQS show, you know how spectacular the quilts are. If you haven't, you're in for a jaw-dropping experience. Don't miss this!

The Des Moines Area Quilters Guild annual quilt show will be featured as a "show-within-a-show" at the AQS exhibit. Stop by our booth to say hello or come see our special *Bitsy Chicks* miniature-quilt exhibit at the store while you're in town for the show. Get more information about the Expo at www.americanquilter.com.



Thanks are again due to **Deb Kimball**, this time for letting us hang her *Simply Paisley* (pictured at left) in the store. Dr. Deb, as we affectionately call her, is a very talented quilter. You'll admire her workmanship and use of color in this exquisite wall hanging, made from the pattern by Angela Lawrence (available at the store for \$18). Look for more of Deb's quilts at the Des Moines Area Quilters Guild Quilt Show.

APPLIQUE

Machine Applique Basics with Patty Barrett

Sat, Aug 16 - 1:30 to 4:00

Have you ever seen a pattern you'd just love to make if only it weren't for the appliqued pieces? In this technique class, Patty will help you master machine applique using the fusible-web method. You'll love the results! \$20-no pattern required

Beginning Needleturn Applique with Angela Lawrence

Tues, Sept 9 & 16 - 10:00 to noon OR 6:30 to 8:30pm

Have you always admired the beautiful applique quilts but weren't sure how to begin? Angela will teach you all the basics as you make a block suitable for use in a sampler quilt or as a medallion for a wall hanging. \$32 - pattern included

Intermediate Applique with Angela Lawrence

Tues, Sept 30 & Oct 14 - 10:00 to noon OR 6:30 to 8:30pm

Advance your applique skills with this intricate floral design. Angela designed this wall hanging for the class. Let her help you become an expert. \$40 plus pattern

Aunt Millie's Garden with Angela Lawrence

Every 2nd Thurs, Sept thru Aug '09

10:00 to noon OR 6:30 to 8:30pm

NEW Join the fun! Sign up for this needleturn applique class featuring the new pattern from Piece O' Cake. Angela will demonstrate technique, assist with fabric selection, and teach color in this class appropriate for both beginners and advanced appliquers. \$125 plus book

Artist Rendering Wall Hanging with Angela Lawrence

Every 3rd Thurs - Sept thru Feb '09 - 6:30 to 8:30pm

NEW VanGogh? Picasso? Monet? Everyone has a favorite artist. Select your favorite painting and let Angela help you compose a wall hanging adapting the artist's style. \$65

BEGINNING-TO-QUILT SERIES

Accurate Rotary Cutting with Carol Wilson

Thur, July 24 - 6:30 to 8:30pm

Before you take a piecing class, learn the basics of rulers, rotary cutters, and accurate and safe cutting techniques. We'll teach you to follow typical cutting instructions for strip piecing. (Prerequisite to other classes in this series.) \$12-no pattern required

Turning Twenty with Carol Wilson

Wed, July 30 & Aug 6 - 6:30 to 8:30pm

This is a great pattern that's both super simple and so pretty that quilters of all levels enjoy making it. You'll learn basic piecing skills and how to follow a quilt pattern. You'll end up with a top worth quilting! (Please note: You must take the Accurate Rotary Cutting class before this class unless you already have rotary-cutting skills.) \$25 plus book

Binding for Beginners with Patty Barrett

Sat, Aug 16 - 9:30 to noon

Learn to prepare your binding strips, attach them, and turn mitered corners. Every beginner...and some more experienced quilters...needs this class to give their quilts the finish they deserve. Don't let a sloppy binding detract from your quilt! \$12-no pattern required

QUILTING & FINISHING

Template-Free Free-Motion Machine Quilting with Patty

Sun, Aug 17 - noon to 4:00

Advance your machine-quilting skills and discover the fun, freedom, and beauty of free-motion quilting without premarking your top. You'll learn many designs and how to move gracefully from one to another. \$25-no pattern required

Machine Quilting with Lynn Witzenburg

Sat, Aug 2 - 10:00 to 4:00

Overcome your fear of working with a large quilt on your home sewing machine! You'll learn how to pin-baste the quilt, how to use your walking foot for straight-line quilting, and the techniques used in free-motion quilting. After the class, you'll be ready to actually *complete* one of those tops you've finished! \$45

Long-Arm Machine Certification with Jeanne Stillely

Thurs, Aug 28 - 2:00 to 5:00 OR Sat, July 19 - 10:00 to 1:00

OR Sat, Sept 20 - 10:00 to 1:00

Learn to use our long-arm in this 2-part class. In the 1st session, you'll learn to wind and load a bobbin, thread the machine, load the quilt, and operate the controls. If you want to become certified for rental, you'll need a second one-on-one session with the instructor to prepare for your "solo flight." Session 1-\$65; Session 2- \$100 for 4 hours of practice (by appointment.)

Mastering Long-Arm Freehand with Mari-Lee Seei

Sat, Sept 6 - 10:00 to noon

NEW Discover how to take freehand techniques beyond basic meandering. Create fantastic florals, curls and spirals to add to your next quilt. This is a drawing and lecture format followed by hands-on practice. \$45

OTHER TECHNIQUES & PROJECTS

Paper Piecing with Sharon Meisenheimer

Mon, Sept 8 - 1:00 to 3:30 OR 6:00-8:30pm

Enjoy the fun and accuracy of paper piecing using a pattern from Alex Anderson's book. Sharp points and perfect pieces will be yours with this easy technique that can be used for blocks of all sizes. \$25 plus book

Everyday Bag with Tammy Shattuck

Wed, Aug 13 - 1:00 to 5:00

Tammy's work is being sold in high-end boutiques in the South, so you know you'll get great help with construction and design....not to mention having fun and actually finishing the project! \$25 plus pattern

Fabric Art Workshop with Barbara Jones

4 Sat's: July 26, Aug 9 & 30, Sept 13 - 9:30 to 12:30

Explore fabric-art techniques and creative ways to embellish your quilts. Barbara will show you how to use products such as Angelina fibers, paints, Paintstiks, and much more. This is a hands-on class; materials will be provided by instructor. \$75 plus \$10 supply fee

Embellishing Quilts & Labels with Carol Wilson

Wed, July 30 - 10:30 to 12:30

Learn how to work with Pigma pens to add inked embellishments to your quilts and to make your own quilt labels. The class will provide you with lots of ideas for adding beautiful personalized script and/or motifs to your quilts and with tips for working with the pens. This is a fun way to add interest to your quilts! \$12

CLASS SCHEDULE, continued

Simply Curvy Weaving with Angela Lawrence

Wed, Oct 29 - 6:30 to 8:30

NEW Learn how to use a simple curve weaving technique to create a background that moves! You'll also receive a simple pattern to hand- or machine-applique onto your woven background after the class. (Applique techniques are not demonstrated.) \$20 + book

Small Japanese Quilt with Patty Barrett

Mon, Aug 11 and 25 - 10:00 to noon

NEW Choose a quilt from the book *Kake-Jiku* by Kumiko Sudo, and applique it by machine or hand (or a combination of both). The second session will be devoted to finishing. \$25 plus book

Bridget Bag with Tammy Shattuck

Wed, July 30 - 1:00 to 5:00

NEW Tammy will give you professional tips and creative ideas for making this versatile bag with a unique handle. Make yours from one fabric or several coordinating pieces. \$25 plus pattern

4D Embroidery Software Basics with Connie Doern

Wed, July 23, Aug 13 & Sept 3 - 6:30 to 9:00pm

NEW The 4D Embroidery software is amazing! In this 3-session workshop, you'll learn the basics and more. Bring a computer pre-loaded with your 4D module(s); don't forget your dongle! We won't embroider in class, so leave your machine at home. Free if you purchased 4D from us; others welcome at class fee of \$75.

Machine Classes

What class(es) should I take?

- ~Hobby, Select, Classic & Expression models: *The Basics*
- ~Performance: *The Basics, Beyond the Basics*
- ~Creative 2134 or 2170: *The Basics, Beyond the Basics, Embroidery*
- ~Creative Vision: *class dedicated to this model*
- ~Grand Quilter and Frame: *Frame Quilting*

When are the classes?

- ~The Basics: Mon, July 28 - 6:30 to 9:00 pm
- ~Beyond the Basics: Mon, Aug 18 - 6:30 to 9:00 pm
- ~Embroidery: by appointment
- ~Creative Vision: by appointment
- ~Frame Quilting: Thur, Aug 28 - 6:00 to 8:00 pm

PFAFF



Learn to use all the great features on your new PFAFF

Machine classes are free if you purchased your Pfaff from us and can be repeated as often as you'd like. Please let us know you're coming. Others are welcome at a charge which varies by class; please call for more information. Please bring your machine, accessories, and manual.



Did you know....

We carry wool? Check out our selection of mill-dyed wool from Moda & B Black and our hand-dyed wool from Primitive Gatherings.

Our "punch-cards" don't expire? And we'll gladly combine your cards when you have more than one. (We can't stamp your card for prior purchases or for someone else's purchase.)

You save 15% when you buy the end of the bolt of regular-price fabric?

Tools, Notions, and Other Goodies



Bendable Bright Light

Adhesive holder attaches to your machine and holds goose-neck bright light. Illuminate your every stitch! \$49.95




The Tale of Peter Rabbit

Musical figurine plays Mozart's Lullaby - \$28

Supreme Slider

Eliminate the dreaded drag while machine quilting. The Supreme Slider's tacky back grips the sewing bed while the teflon top makes it easier to move your quilt under the needle. \$27.95



Creekside Quilting

20% OFF

any Martingale or C&T book

Valid July 14-20, 2008

Limit 2, please

Creekside Quilting

**THREAD
BUY 3, GET 1 FREE**

Valid August 11-17, 2008

Limit 3 free spools, please

Creekside Quilting

20% OFF
packaged batting

Valid September 15-21, 2008

Limit 2, please

NEW BOOKS *on the shelf or coming soon*

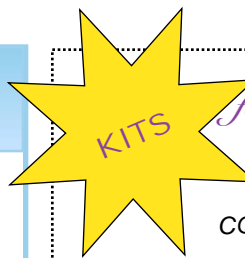


quilts, bibs, blankies...oh my! by Kim Schaefer. The title says it all! This book is filled with adorable quilts and companion pieces. Several samples are in the works; we'll have kits to go with them. \$26.95

Quilters' Travel Companion - new edition! Don't leave home without it! 18.95



OTHER NEW TITLES ❖ Kaffe Fassett's Country Garden Quilts ❖ Big One-Star Quilts by Magic ❖ Red, Green & Beyond ❖ Kaleidoscope Quilts by Paula Nadelstern ❖ Fruit Salad Applique ❖ 12 Days of Christmas by Art-to-Heart ❖ Simple to Sensational Batiks ❖



for tested results

Stars of Glory
54 x 70 - \$61.99
CQ pattern included

cars, trucks, & trains - \$36.95
52 x 52; from the book quilts, bibs, blankies ...oh my!



Carole's Baskets
23 x 23 - \$14.99
CQ pattern included



NEW FABRIC

...in the store or coming soon

- ★ Peace on Earth by 3 Sisters (Moda)
- ★ Bountiful Blessings by Laurel Burch (Clothworks)
- ★ Royal Holiday by Deb Strain (Moda)
- ★ Merry and Bright by Sandy Gervais (Moda)
- ★ Secret Santa (Benartex)
- ★ Joys of Christmas (Robert Kaufman)
- ★ Up on the Rooftop (P&B)
- ★ Santa Fe and Farmhouse II (Windham)
- ★ Pumpkins Gone Wild (Moda) - with Jelly Rolls and Charm Packs
- ★ beautiful holiday pieces from Hoffman
- ★ Wildflower Serenade by Kansas Troubles (Moda) - with Jelly Rolls and Charm Packs
- ★ other groups and hundreds of new blenders and batiks



CUSTOMER APPRECIATION DAYS

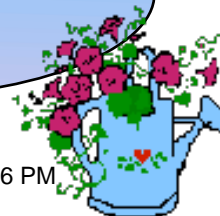
Your local quilt stores are teaming up to bring you three days of savings....all in honor of YOU, our loyal customers.

15% store-wide savings!

August 21 - 23

Special hours at all participating shops

Thurs 10 AM - 7 PM ❖ Fri & Sat 10 AM - 6 PM



Kris Kittrell started working at CQ shortly after our doors opened in March 2003. A former administrative assistant at an accounting firm, Kris took up quilting 16 years ago and enjoys machine applique, paper piecing, traditional piecing, and her most recently-acquired skill, hand applique.

Her favorite part of quilting? Everything...from the cutting to the final binding stitch! No wonder she gets all those blue ribbons!

Kris is an active member and former Retreat Co-Chair of the Des Moines Area Quilters Guild. She participates in the quarterly challenge of her small group, the Bitsy Chicks, to make a miniature quilt incorporating a specific theme. (You can usually see the Bitsy Chicks' quilts on display at the store....and they are truly incredible!)

When she's not quilting, Kris likes to read, kick-box, and golf. She and her husband, John, have one daughter, a son-in-law, and three granddaughters. Look for Kris in the store every other Wednesday and most Thursdays.



Angela Lawrence joined the CQ staff in July 2003, when she and her husband, Bill, moved here from Minnesota, their home for 20 years. Angela is a former elementary-school teacher who now teaches classes at the store. Her beautiful hand-appliqued

quilts with their stunning colors have gained notoriety throughout the state, and she is frequently invited to lecture and teach at guilds in other areas of the Midwest. Several of her wall hangings have been voted into the Des Moines Area Quilters Guild "President's Challenge," and have gone on to be displayed at the AQS show in Nashville.

Two of Angela's six children are still at home, and another is planning a fall wedding. How does this busy woman complete large hand-appliqued quilts before many of us can complete one block? For a clue, look at the name of her pattern company: *Applique After Hours*. Angela is in the store most Wednesdays, Thursday afternoons, and Saturdays.